

R Series (15W)

8" Dual Cone Speaker Assemblies with Transformer, Grille, and Opt'l Volume Control

Quality Features

- Factory assemblies are easy to order & easy to install.
- Assemblies include a dual cone 8" speaker with a wired 25V, 70V or 25/70V transformer, choice of four grilles, and optional volume control for on-site level adjustment.
- Attractive grilles are offered in steel or aluminum with screw or torsion mount installation (as noted).
- Ships wired and ready for efficient installation.
- Companion backboxes and mounting accessories are itemized below with details on page 2 for easy selection.




15 Watt Dual Cone Speaker Assembly
(arrives factory wired with transformer and mounted grille)

Description

Lowell's R Series 15W speaker assemblies are an excellent choice for quality general purpose paging and distributed music applications where economy and installed costs are prime considerations. The R Series 15W assemblies are comprised of a factory assembled 8" dual cone driver (Model 810) with a wired 25V, 70V, or dual voltage transformer, four choices of mounted grille, and optional volume control feature with knob style or screwdriver adjustment in the center of the grille.


Speaker / transformer assemblies are manufactured to assure consistent performance with clear intelligibility and wide dispersion. The dual cone Model 810 driver has a power rating of 15 watts RMS and employs a 10 oz. ceramic magnet. The cone is molded of a high fibre content material to provide a smooth, extended frequency response and a clean, natural sound. To facilitate a variety of distributed applications

(continued on page 2)




WB-8

White steel grille with 4 screws.




A8-AW

White aluminum grille with 8 screws.



WB-8T

White steel grille with no visible screws.



SG-8

White steel grille with 4 screws.

Driver Specifications

Driver Model	Size	Power Rating	Type	Ceramic Magnet	Frequency Response	Dispersion	Voice Coil Impedance	Sensitivity 1W / 1M	Depth (w/o xfmr)	Weight (w/o xfmr)
810	8"	15W	Dual cone	10 oz.	45Hz - 13kHz ±6dB 45Hz - 18kHz Nominal	120° @ 2000Hz -6dB	8 Ohms	95dB Avg. 100dB Peak	2.84"	2.0 lbs.

Easy-Order Factory Assemblies

Model	Model (with volume control knob)	Model (with volume control screw)	Driver Model	Xfmr Model	Xfmr Taps	Grille Model	Backbox*	+	T-Bridge or Rails
R1810-70	R1810-70K	R1810-70S	810	TLM70 (70V)	4, 2, 1, .5, .25W	WB-8	CP Series, DX108LBS8-CP or SS24 Rails XCP Series, 8XD4, 8SPSBXLBS8 or LBS8-R1 RF Series (blind mount)None required No Backbox DesiredLBS8 or LBS8-R1		
R1810-25	R1810-25K	R1810-25S	810	TLM25 (25V)	4, 2, 1, .5, .25W	WB-8			
R1810-72	R1810-72K	R1810-72S	810	TLM72 (70/25V)	4, 2, 1, .5W	WB-8			
R3810-70	R3810-70K	R3810-70S	810	TLM70 (70V)	4, 2, 1, .5, .25W	A8-AW	P68 SeriesSS24 Rails CB84-SG (surface mount)None required		
R3810-25	R3810-25K	R3810-25S	810	TLM25 (25V)	4, 2, 1, .5, .25W	A8-AW			
R3810-72	R3810-72K	R3810-72S	810	TLM72 (70/25V)	4, 2, 1, .5W	A8-AW			
R7810-70	R7810-70K	R7810-70S	810	TLM70 (70V)	4, 2, 1, .5, .25W	SG-8	P68 SeriesSS24 Rails CB84-SG (surface mount)None required		
R7810-25	R7810-25K	R7810-25S	810	TLM25 (25V)	4, 2, 1, .5, .25W	SG-8			
R7810-72	R7810-72K	R7810-72S	810	TLM72 (70/25V)	4, 2, 1, .5W	SG-8			
RT1810-70	RT1810-70K	RT1810-70S	810	TLM70 (70V)	4, 2, 1, .5, .25W	WB-8T	XCP SeriesLBS8-R1 RF Series (blind mount)None required		
RT1810-25	RT1810-25K	RT1810-25S	810	TLM25 (25V)	4, 2, 1, .5, .25W	WB-8T			
RT1810-72	RT1810-72K	RT1810-72S	810	TLM72 (70/25V)	4, 2, 1, .5W	WB-8T			

* For applications that do not require backbox protection, a mounting ring may be an alternate accessory. Assemblies with grille model WB-8 or A8-AW will accept mounting ring Model PR8, PR8-1624 or RMP8; grille Model SG-8 will not accept a mounting ring; grille Model WB-8T may be used with mounting ring Model PR8-T, XPR8-T or XPR8-24T. Refer to the Lowell catalog for mounting ring specifications.

2a Easy-Order Speaker, Grille, Transformer Assemblies

Description (continued)

each assembly includes a wired 25V or 70V transformer with .25, .5, 1, 2, and 4 watt taps; or a dual voltage 25/70V transformer with .5, 1, 2, and 4 watt taps.

Architectural grilles are precision-formed in a choice of steel or aluminum with an attractive white finish to assure a clean presentation of the speaker assembly in a variety of decors and environmental applications. Grilles include white mounting screws (Models WB-8, A8-AW, SG-8) or torsion springs (Model WB-8T) for attractive installation.

Volume Control Option for on-the-spot speaker level control is available factory mounted in the center of the grille. Choose knob-adjust style (Models with K suffix) or screw-driver-adjust style (Models with S suffix).

Companion backboxes and accessories for Lowell R Series speakers are itemized on pages 1 and 2 to facilitate installation in a variety of applications. Selection includes recessed protective and acoustic backboxes with companion tile bridge or channel rail options (if required for suspended installation) and a surface mount backbox (see chart below). Companion accessories are ordered separately.

A & E Specifications

The 8 inch speaker assembly shall be Lowell R Series 15W Model _____. It shall include an 8" dual cone driver with wired transformer, mounted grille, and optional volume control.

The speaker shall have a 15 watt RMS power rating. It shall employ a 10 oz. ceramic magnet and a molded high fibre cone. Frequency response shall be 45Hz-13kHz±6dB with a sensitivity of 95dB Avg. (100dB Peak) measured 1W/1M.

The transformer shall be a factory wired _____ 25V, 70V, or 25/70V unit and shall have primary taps available at _____ (.25, .5, 1, 2, 4 watts) or (.5, 1, 2, 4 watts). The grille shall be factory mounted to the speaker and shall be manufactured of _____ (steel, aluminum) and finished in white. Models with volume control have a _____ (knob or screw) in the center of the grille for volume adjustment.

Optional mounting accessories include Lowell backbox Model _____ or mounting ring Model _____. For suspended ceiling installations, Lowell tile bridge Model _____ or channel rail (pr.) Model _____ shall be used to transfer the speaker assembly weight to the ceiling's support structure.

Each Lowell product is manufactured to the same exacting standards using precision forming and finishing technology. This ensures that each item will be precisely the same and will provide trouble-free installation and professional appearance.

Companion Accessories for R Series (order separately)



Lowell offers a wide selection of backboxes for efficient installation of R Series speaker assemblies into a variety of ceiling types. Please refer to the chart on page 1 to identify the backbox and/or tile bridge combination choices for each speaker assembly (determined by the assembly grille). T-bridges and channel rails are also offered to distribute the speaker assembly weight in suspended ceiling installations.

Accessory Backbox* Details for R Series Assemblies

Model	Size	Features	Options (suffix model)
CP84	11.938" Dia. x 4.063"D	Extended lip for sheetrock	-NK (no K.O's)
CP85	11.938" Dia. x 5.063"D	Extended lip for sheetrock	---
CP87	11.938" Dia. x 6.687"D	Extended lip for sheetrock + batting	---
CP810	11.938" Dia. x 10.063"D	Extended lip for sheetrock + batting	---
DX108	15" Dia x 10.125"D	1 cu.ft., extended lip + batting	---
RF841	10.063" Dia. x 4.063"D	Retrofit w tension brkt. + torsion	---
RF871	10.063" Dia. x 6.688"D	Retrofit w tension brkt. + torsion	---
XCP84	10.063" Dia. x 4.063"D	Flat flange for tile ceiling	-NK (no K.O's), -S (straps)
XCP85	10.063" Dia. x 5.063"D	Flat flange for tile ceiling	-S (straps)
XCP87	10.063" Dia. x 6.687"D	Flat flange for tile ceiling + batting	-S (straps)
XCP810	10.063" Dia. x 10.063"D	Flat flange for tile ceiling + batting	-S (straps)
8PSBX	10" Dia. x 4"D	Plastic, stacks for warehousing	---
8XD4	10" Dia. x 4"D	Steel, stacks for warehousing	-P (plenum), -S (straps)
P68X	10" Sq. x 4"D	Standard	---
P68X-6	10" Sq. x 6"D	Extra depth	---
P68X-10	10" Sq. x 10"D	Extra depth	---
CB84-SG	11.5" Sq. x 4"D	Surface, White	---

Accessory T-Bridge and Channel Rail Details for R Series Assemblies

LBS8-CP	23.75"L Round opening for CP Series and DX108 backboxes only
LBS8	23.75"L Square opening with screw or Twist n' Lock grille mounting
LBS8-R1	23.75"L Round opening with screw or Twist n' Lock grille mounting
SS-24	23.75"L Channel rails (pair)

* For applications that do not require backbox protection, a mounting ring may be an alternate accessory. Assemblies with grille model WB-8 or A8-AW will accept mounting ring Model PR8, PR8-1624 or RMP8; grille Model SG-8 will not accept a mounting ring; grille Model WB-8T may be used with mounting ring Model PR8-T, XPR8-T or XPR8-24T. Refer to the Lowell catalog for mounting ring specifications.

Lowell Manufacturing Company • 100 Ingram Drive • Pacific, Missouri 63069 U.S.A.

Call 800.325.9660, 636.257.3400 • Fax 636.257.6606 • Click www.lowellmfg.com

Lowell makes every effort to provide accurate information and reserves the right to change specifications and/or improve manufacturing methods. Printed in U.S.A. © 03-19-03

Download and print this spec from www.lowellmfg.com

Lowell

2a-102

pg 2 of 2